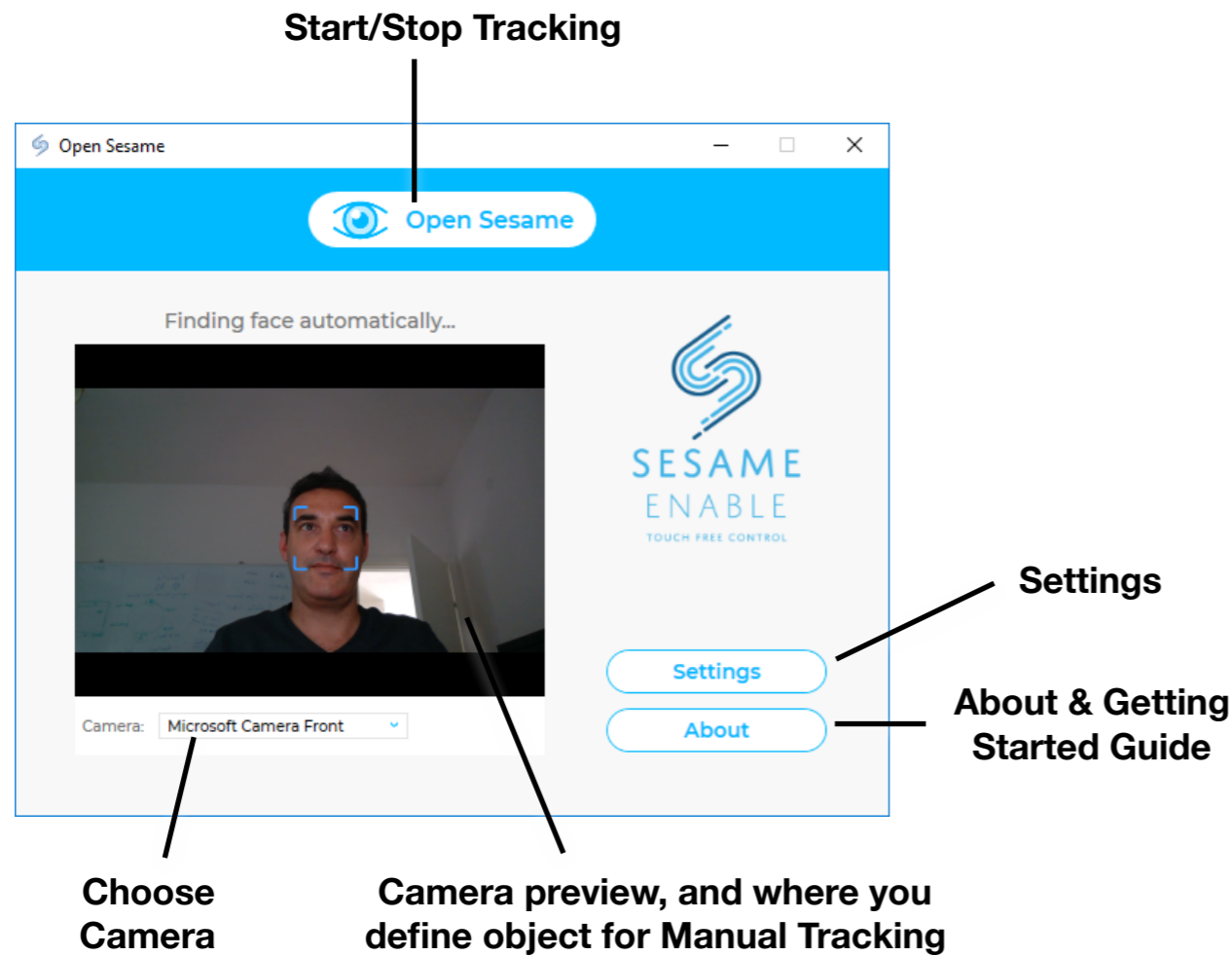
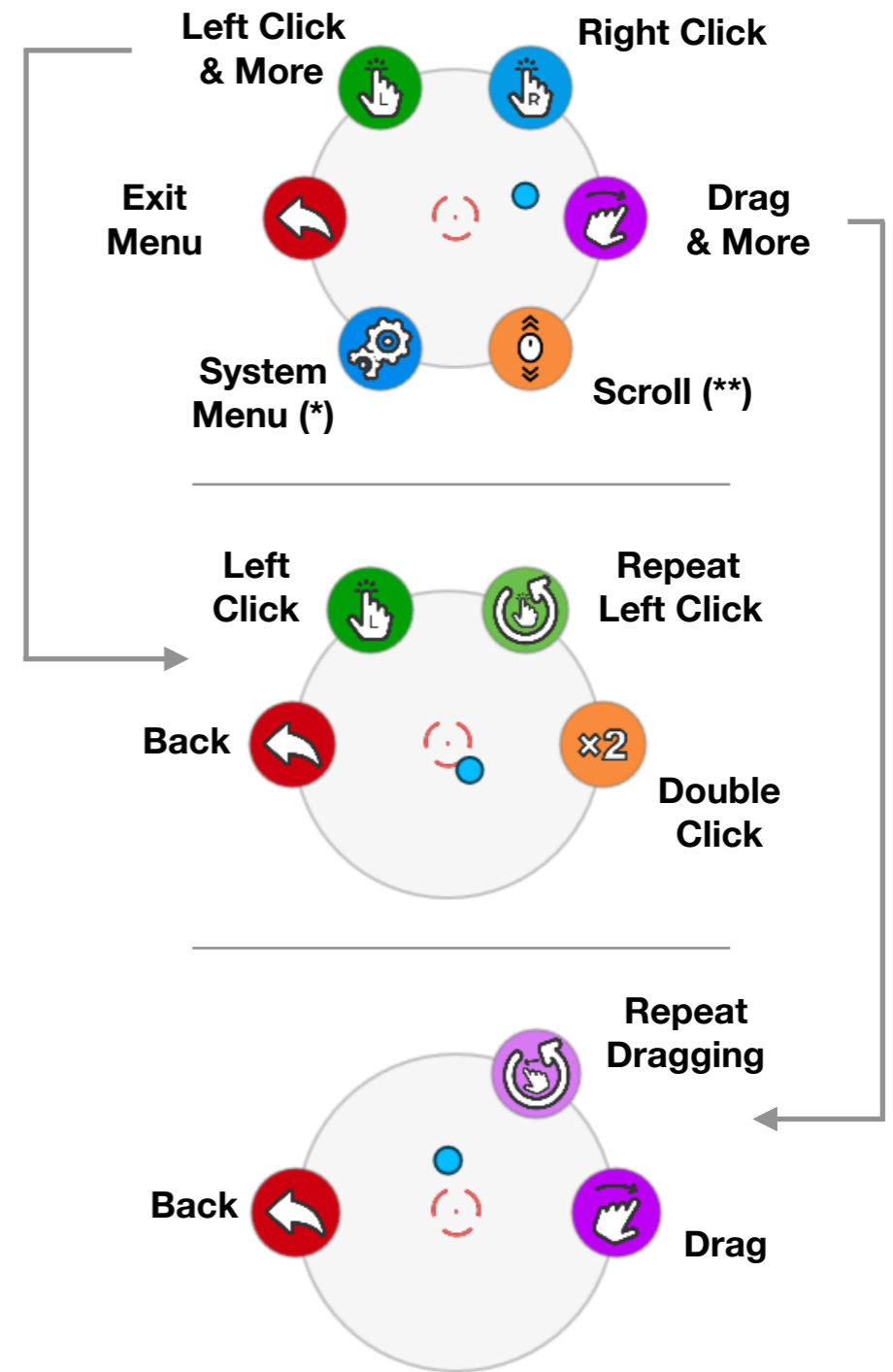


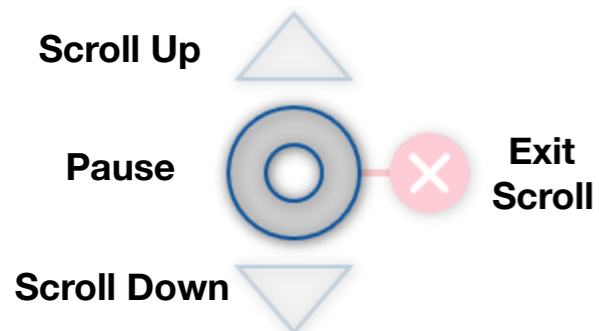
Open Sesame for Windows - Cheat Sheet



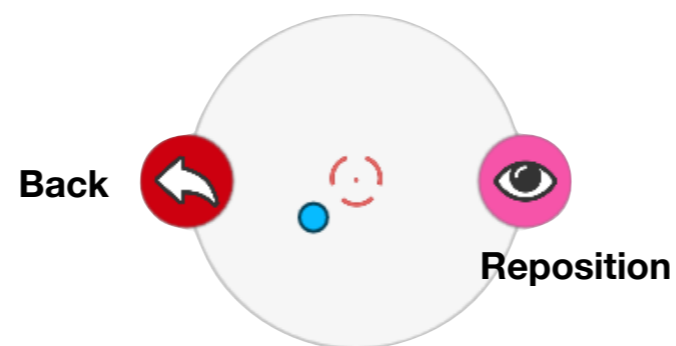
Action Menu (Advanced Mode)



(**) Scroll Widget



(*) System Menu



Open Sesame for Windows - Cheat Sheet (Settings)

Sensitivity

- Horizontal Sensitivity: 60
- Vertical Sensitivity: 70
- Measure Sensitivity button

Control Mode

- Absolute
- Adaptive
- Show Control Region
- Control Region Speed: 10

Pointer Timing

- Click Time: 2 Seconds
- Action Selection Time: 1.5 Seconds

Interaction

- Always Click (shows no other actions)
- Don't Click (Dwell Mode)
- Click Dwell Region: 50 Pixels
- Action Menu Style: Basic, Advanced

Annotations:

- Amount of head movement required to reach all sides of the screen (points to Sensitivity sliders)
- Measures correct sensitivity settings automatically (points to Measure Sensitivity button)
- Head movement maps to entire screen (points to Absolute Control Mode)
- Head movement maps to a smaller region in the screen (points to Adaptive Control Mode)
- Speed in which the focus region moves (points to Control Region Speed slider)
- Amount of time required to dwell for action menu to open up (points to Click Time slider)
- Amount of time required to dwell to select an action (points to Action Selection Time slider)
- Just clicks, no action menu (points to Always Click checkbox)
- Doesn't even click (points to Don't Click checkbox)
- Good with AAC apps (points to Don't Click checkbox)
- Amount of movement allowed to still register as dwell (points to Click Dwell Region slider)
- Basic or Advanced Action Menu (points to Action Menu Style buttons)

Visual

- Action Timer Color: (Green selected)
- Show Visual Feedback
- Camera Opacity: 35 Percent

Voice Commands

- Enable voice commands
- Available Commands: Open Sesame, Sesame Turn Off, Sesame Reposition, Pause Sesame, Resume Sesame

System

- Automatically detect face
- Hide window when tracking starts
- Position Sesame Toolbar button

Keyboard & Switch Access

- Tracking:
 - Start Tracking on: Return
 - Restart Tracking on: Return
 - Stop Tracking on: Ctrl+Alt+S
- Interaction:
 - Replace dwell with: Space

Annotations:

- Color of dwell timer (points to Action Timer Color)
- Shows camera tracking in background of screen (points to Show Visual Feedback checkbox)
- Keyboard or Switch integration to start/restart/stop tracking (points to Tracking options)
- Keyboard or Switch integration to replace dwell mechanism (points to Replace dwell with option)
- Enable Voice Commands (points to Enable voice commands checkbox)
- Automatically detect faces. Turn off to manually select object to track (points to Automatically detect face checkbox)
- Minimize window when tracking starts (points to Hide window when tracking starts checkbox)
- Determine location of Pause menu (points to Position Sesame Toolbar button)

www.sesame-enable.com

support@sesame-enable.com